










Article Kod	Description Malzeme Adı	\$	Unit Birim				
 ----- 1038 150.05.01.AL101	<b>Top / Bottom profile 3550 mm 1 mt = 0.500 Kg</b> Alt / Üst U profili 3550 mm 1 mt = 0.500 Kg	0	meter metre	0	0	0	
----- 1038 150.05.01.AL101	<b>Top / Bottom profile 4050 mm 1 mt = 0.500 Kg</b> Alt / Üst U profili 4050 mm 1 mt = 0.500 Kg	0	meter metre	0	0	0	
----- 1038 150.05.01.AL101	<b>Top / Bottom profile 4600 mm 1 mt = 0.500 Kg</b> Alt / Üst U profili 4600 mm 1 mt = 0.500 Kg	0	meter metre	0	0	0	
----- 1038 150.05.01.AL101	<b>Top / Bottom profile 5100 mm 1 mt = 0.500 Kg</b> Alt / Üst U profili 5100 mm 1 mt = 0.500 Kg	0	meter metre	0	0	0	
----- 1038 150.05.01.AL101	<b>Top / Bottom profile 5600 mm 1 mt = 0.500 Kg</b> Alt / Üst U profili 5600 mm 1 mt = 0.500 Kg	0	meter metre	0	0	0	
----- 1038 150.05.01.AL101	<b>Top / Bottom profile 6050 mm 1 mt = 0.500 Kg</b> Alt / Üst U profili 6050 mm 1 mt = 0.500 Kg	0	meter metre	0	0	0	
----- 1038 150.05.01.AL101	<b>Top / Bottom profile 7050 mm 1 mt = 0.500 Kg</b> Alt / Üst U profili 7050 mm 1 mt = 0.500 Kg	0	meter metre	0	0	0	
 80030 1032END-6000 150.05.01.AL401	<b>Pass door profile 1 mt = 0.625 Kg</b> Servis kapısı binili U profili eloksallı 1 mt = 0.625 Kg	0	meter metre	0	0	0	
 820503 1033U-6000 150.05.01.AL404	<b>Pass door profile 1 mt = 0.625 Kg</b> Servis kapısı U profili eloksallı 1 mt = 0.400 Kg	0	meter metre	0	0	0	
 80039 1034N 150.05.01.AL403	<b>Pass door profile hingle 2500 mm</b> Servis kapısı menteşesi 2500 mm	0	meter metre	0	0	0	
 ----- 1034KIT 151.05.01.AK200	<b>Pass door kit</b> Servis kapısı seti	0	set set	0	0	0	
 80556 A4ET7200 150.05.01.AL310	<b>Fullvision top profile 1 mt = 0.705 Kg</b> Fullvision üst profil eloksallı 1 mt = 0.705 Kg	0	meter metre	0	0	0	
 80555 A3MD7200 150.05.01.AL301	<b>Fullvision bottom profile 1 mt = 0.845 Kg</b> Fullvision alt profil eloksallı 1 mt = 0.845 Kg	0	meter metre	0	0	0	
 80557 A2M7200 150.05.01.AL331	<b>Fullvision intermediate profile 1 mt = 0.695 Kg</b> Fullvision orta profil eloksallı 1 mt = 0.695 Kg	0	meter metre	0	0	0	
 80554 A1EF-420 150.05.01.AL321	<b>Fullvision side profile 1 mt = 1.32 Kg</b> Fullvision yan profil eloksallı 1 mt = 1.32 Kg	0	meter metre	0	0	0	

Article Kod	Description Malzeme Adı	\$	Unit Birim				
 ----- <b>ALD6000</b> 150.05.01.AL341	<b>Fullvision glass lath / single glaze</b> Fullvision tek cam çitası	0	meter metre	0	0	0	
 ----- <b>APD6000</b> 150.05.01.AL343	<b>Fullvision glass lath / double glaze</b> Fullvision çift cam çitası	0	meter metre	0	0	0	